



# Paw Prints

A Newsletter  
for the Friends and  
Supporters of  
The Animal League of  
Green Valley

Vol. XXX, Issue 2 Summer 2016



## The Importance of Training Your Dog

By: Joe Reaves



**T**he responsibilities of a dog owner have changed dramatically in the last few decades. Fifty years ago, hiring a dog trainer for the family dog was practically unheard of, so why has dog training become so popular, and so necessary?

Dogs today spend far more time inside the house, where the potential for confusion about their role in the family can lead to destructive behaviors and anxiety. Training your dog is the best way to help them adapt to a life that is sometimes more suited to a human than a dog.

Of course, not all dogs need professional help to adapt to living most of their life inside the house. Some, like Pugs and other small breeds, take to it better than others.

Dogs are curious animals who crave new learning experiences. As a dog trainer, most of the behavior issues I see stem from boredom and lack of a stimulating routine.


Before getting a dog, there are a few questions you may want to ask yourself, such as :

- ~ Why do I want a dog?
- ~ How much time can I devote to my dog?
- ~ What would I like my dog to do?

If you plan to spend a lot of time relaxing at home in your favorite chair, a working dog such as a German Shepherd or Labrador Retriever is probably not the best decision. High-drive working dogs need plenty of play, mental stimulation and productive activity. That Aussie Shepherd may look cute, but he also needs a LOT of mental and physical challenges in order to live a fulfilling life.

Training is also important for the safety of both yourself and your dog.

Here are a few basic commands that every pet dog should know.



**Sit:** Your dog should know how to sit and stay sitting. A dog who has been properly taught to sit won't get up until they're told to, which can be useful when you're walking into the house with an armful of groceries, or stopping on a walk to talk to a friend.

**Come:** A solid recall is important for those situations where your dog slips between someone's legs and out

the front door. My first dog used to bolt out the door and led us on many terrifying chases through the city, narrowly dodging cars. Training your dog to come back when called can save his life, and yours.

**Heel:** Your dog should heel next to you on a leash when walking. A dog who heels properly won't pull on the leash, get you tangled or chase objects or animals into the street.



Most obedience programs are a little more extensive than this, but if time, physical or financial ability are factors, these three basic commands are the most important and useful.

However, don't stop there if you don't have to. Consistent training will build a stronger bond between you and your dog than you ever imagined.



Joe Reaves is a Certified Dog Trainer and the owner/operator of Cerberus Canine Behavior Specialists in Green Valley, AZ.

### — [ TALGV Will Pay for Training ] —

TALGV is committed to training; we believe that training is vitally important for the successful adoption of your dog and the well-being of you and your pet. To encourage you, we offer a **\$100 training reimbursement** for our adopters who have successfully completed a training class from a recognized trainer or training center. Take the class, present your certificate of completion, and we'll promptly **reimburse you \$100**.





President Jean Davis and Volunteer Coordinator Kim Eisele honored the 284 volunteers who attended the luncheon.

# 2016 Volunteer Luncheon

We Treasure Our Volunteers



Food, fun and a free T-shirt at Quail Creek's Madera Clubhouse for TALGV's Annual Volunteer Luncheon



## Golf Tournament Winners

from TALGV's 5<sup>th</sup> Annual *Doin' It Fore The Animals*



### Men's Division

Marty Comacho  
Bob Dalton  
Scott Melvin  
Matt Williams

### Ladies' Division

Jan Rintala  
Martha Teters  
Elissa Heifers  
Karen Pickering

### Mixed Division

Marge Galitz  
Dan Galitz  
Linda Huprich  
Jim Huprich

## You could win this car!



The Animal League of Green Valley is part of the Jim Click *Millions for the Greater Tucson Area Raffle* for nonprofit organizations.

This year, Mr. Click is donating a **2016 Ford Mustang Shelby GT350.**

**MILLIONS  
for  
TUCSON**

The Ford Motor Company is building only 4,300 of these cars this year, making this a collector's item! The approximate MSRP is \$47,000. As an eligible 501 (c)(3) charity, TALGV is selling tickets for the raffle; and we can keep 100% of the proceeds raised.



**Buy your tickets  
at TALGV**

**\$25 for 1 or \$100 for 5**

Raffle drawing—Dec. 15, 2016








# Cats, Claws, and Declawing

By: Linda Moser  
Feline Post Adoption Support

Upon hearing the heartening news that the New York State Legislature has become the first to submit a bill proposing a ban on declawing cats, I felt it an opportune time to remind our community why TALGV instituted its own ban eight years ago, and why we insist that **all adopters agree not to subject their cat to this inhumane procedure.**

Many people think that declawing is “only” the removal of a cat’s claws. In reality, the procedure – either surgical or via the “kinder” laser method – is a cruel, painful operation that removes the claws and *first joint* of a cat’s toes, rendering them ineffective for many of the other uses necessary for its welfare, and in some instances, survival. The declawing procedure is illegal in most European countries and in ten cities in California. After declawing, the recovery period can be many weeks, during which time your cat must be provided with pain medication and special litter in order to avoid infection.



For the surgery itself, the cat is put under general anesthesia and a tourniquet is placed on the leg just below the elbow and tightened to prevent excessive bleeding. In the scalpel method, the surgeon grips the tip of the claw with a clamp and carves around the third phalanx, cutting through skin and severing tendons, nerves, and blood vessels. In the guillotine blade technique, a sterilized clipper is used to cut these. The wound is then closed with sutures or surgical glue. The laser cauterization method is a less bloody procedure, but is just as painful and has its own risks, including longer anesthesia time and increased cost.

Paws and claws are integral tools for cats in physical and behavioral terms. Many declawed cats have been relinquished because they developed unwanted, compensating behavior afterward, including increased aggression, biting, and litterbox aversion.

Scratching and flexing paws are not only natural acts for a cat, but necessary as well. These actions help remove the dead outer sheath of claws, and more importantly, they provide a vital exercise technique that serves to stretch and strengthen their upper bodies. Scratching is an element of cat communication, problem solving, health, and security. The next time you use *your* fingertips, think how nice it is to have those sensitive little digits!




Providing alternative, appropriate places for your cat to scratch is critical for long-term behavioral success. Scratching posts, both horizontal and vertical, cat trees, aversive products such as “Sticky Paws” (which comes in versions for both furniture and plants), or “Soft Paws” (which cover the sheath of the nails) are available at all pet stores (and a TALGV volunteer will be happy to assist you in their application). These alternatives, along with positive reinforcement and patience, can help redirect your cat’s natural instinct to scratch and stretch to areas of YOUR choice.

There are many web sites that have more information on both the declawing process and helpful information on alternatives. Before making this critical decision, *please* investigate the procedures involved in this seemingly “simple” operation. Your cat will thank you when you “just say no”!



- ◆ Nylon Dog Collars ~ Large/XL ◆ Nylon Leashes ~ 4' to 6' Long & 3/4" to 1" Wide ◆
- ◆ Heavy Duty Nylabones/Kongs ◆ Outreach needs Dog Collars & Leashes in All Sizes ◆
- ◆ Temptations Cat Treats ◆ Instinct Raw Boost Mixers ◆ Break-away Cat Collars ◆
- ◆ Cat Toys ~ Mice, Wands, Balls (NO Bells 🛎, please) ◆
- ◆ Regular Cat Brushes ◆ Wire Cat Brushes ◆ Furminators ◆




# The **DOG DAYS** of Summer

## Hot Doggies




- Dogs cool themselves by panting. They can't sweat, except through their paws, which is not very efficient. During our dry, hot summer, heavy panting will quickly dehydrate your dog, and heat stress/heat exhaustion can follow.

- Be careful with flat-faced dogs such as pugs and bulldogs; they often have



smaller tracheas and can't pant enough to cool themselves. Young puppies, elderly dogs, dogs with health problems, and heavy-coated dogs also need extra vigilance.

- Provide plenty of fresh, cool water to prevent dehydration.
- If your dog is outdoors, he needs access to a shady area. Many dogs will dig a den to keep cool. Beware of dog houses; most are not adequately ventilated, so the heat remains inside and can reach dangerous levels.
- Dogs with pink noses can get sunburned; apply a sun block on his nose before he goes outside.



## Hot Events



- Many dogs are afraid of thunder. If your dog is one of them, try a "Thunder Shirt" or talk to your veterinarian about a mild sedative that you can give him.

- Loud, unexpected noises can terrify your dog, so leave him at home during the fireworks displays.
- Summer BBQs can also be hazardous—the crowd of strangers, an open fire pit, and all that **food**—corn cobs, chicken bones, steak scraps, a kid's plate left unattended—it's an intestinal disaster waiting to happen.
- Be sure your dog has an up-to-date ID tag attached to his collar; it's easy for him to get lost in a strange area.

## Hot Cars



- **NEVER** leave any pet in your parked car during our brutal summer weather. Even with the windows open, the car's interior can quickly become a furnace, rising to 150° in a matter of minutes.

- Heatstroke can be fatal. The symptoms include excessive panting, drooling, staring without seeing, rapid pulse, fever, physical collapse and unconsciousness

- Every year, hundreds of pets die of heatstroke in unattended vehicles. Don't let yours be one of them.

## Hot Pavement

- A typical Green Valley summer day is hot enough to fry an egg on the sidewalk. Super-heated pavement can burn your dog's tender pads, so check the sidewalk temperature by holding your palm on the surface for 30 seconds. If it's too hot for you, then it's too hot for your dog.

- Since grass isn't an option here and shade is in short supply, schedule your exercise walks in the coolest parts of the day—early morning and later in the evening.

- Consider dog "booties," sold in most pet stores, to protect your dog's paws.

- Take water with you so both of you can get a drink, and let your dog rest if he starts panting heavily.





## Shave and A Haircut

If you have a dog with a heavy coat, should you have him shaved for the summer?

- There is an on-going controversy on the merits vs. the harm of shaving your dog. Some experts are against shaving; they claim the dog's coat insulates him from both extreme cold and extreme heat. Also, when you shave a double-coated dog, such as a Chow mix,, you run the risk that the hair will not grow back properly. Other experts claim that a heavy coat on a dog is just like a heavy coat on a person—it's not needed during the summer.

- Local vet centers in Green Valley say that shaving your dog should be decided on a case-by-case basis. If your dog is always panting, or rolling in mud and water to keep cool, then a short **TRIM** might be your personal preference. Instead of shaving all the way down to the skin, have the coat trimmed short and leave about an inch of hair for protection.

Unless your dog is a Chinese Crested, this coat is TOO short!



## And What About Cats?



Cats seem to adore the summer sun. And, since your cats are **INDOOR** pets who don't need daily walks for exercise, they escape most of the problems that dogs encounter in the summer heat. Like dogs, however, their only way to cool themselves is by panting. Please be

aware that your cat can become overheated or dehydrated and is susceptible to heatstroke.

- Protect your cat from excessive heat by providing an indoor area that is out of direct sunlight. Be sure to supply plenty of fresh drinking water. When you are gone from the house, leave the A/C turned on or a fan running.


- Never leave your cat unattended in a parked car, even to run a quick errand on the way to or from the vet.

- If you live in a multiple-story building, be sure any open windows have secure screens on them. Cats are prone to "high-rise syndrome"—jumping out of a window (or off a balcony) to chase birds or objects blowing by. They *don't* always land on their feet and can be seriously injured. (See how a cat repositions itself at [http://video.nationalgeographic.com/video/cats\\_domestic\\_ninelives](http://video.nationalgeographic.com/video/cats_domestic_ninelives))



- Thinking of trimming your kitty to keep her cooler in hot weather? Regarding felines, many experts (and all cats!) agree:

*NEVER SHAVE A CAT!*



## Cool Solutions



- ♦ Give your dog an ICE CUBE, by itself or in the water bowl.
- ♦ Freeze a WASHCLOTH ~ Take an old washcloth, wet it thoroughly (use plain water, not broth which will encourage your dog to swallow the whole thing), wring it out & freeze it. Your dog will chew it to destruction.
- ♦ Make "CATSICLES" and "PUPSICLES" ~ Freeze small quantities of beef/chicken broth or canned cat/dog food. Put a little in the bottom of several plastic cups, stack the cups, freeze and pop out as needed.
- ♦ Squirt with a HOSE, start up a SPRINKLER HEAD, or put out a KIDDIE WADING POOL ~ The dogs and the kids will all enjoy it.
- ♦ Share the SWIMMING POOL ~ Big time fun for dogs who love the water. At first, supervise your dog to be sure he can swim and knows how to exit the pool using the steps. Dog flotation vests are available at local pet stores. Have plenty of old towels ready!
- ♦ HIKE and PICNIC in Madera Canyon; dogs must be on a leash, per park rules.





# Taming The Attic Mountain

We have so many wonderful donors who bring items to our Attic Thrift Store. And we have many dedicated volunteers who sort, tag, display and sell those items to provide food and shelter to our animals. **BUT WE ALSO HAVE A CHALLENGE**—especially in the summer when there are not enough volunteers to quickly sort all the items, the Attic intake area becomes filled with mountains of black bags.

Please help us reduce the mountain by “volunteering” a few minutes of your time to organize your Attic donations before bringing them in. This will help our Attic team get the merchandise out more quickly, attractively, and ready to be sold at the best prices.

Here’s how you can help:

**Clothing**—Clothes that make the most money are clean, unwrinkled, and current. If you can bring them in on hangers, it would save us hours of sorting time...and we’ll be glad to give you hangers in exchange.



**Books**—Books move quickly if they are relatively current and in good condition. Torn, faded and outdated books are very difficult to sell.


**Kitchenware**—Buyers are attracted to dishes, glassware, utensils and cookware when the items are spot-free, usable and good-looking. When you bring in a **set** of cookware, dishes or flatware, please box or bag the set together.



**Appliances & Electronics**—Appliances and electronics sell quickly when they are clean and in working order, with all pieces taped together. If you have the manual, please

include it. We are not equipped to repair items, so broken appliances and electronics never make it to the sales floor.

**Linens**—If you donate a set of sheets, please tape or tie the set together and label it with the size; for example, twin, double, queen, or king. Blankets and bedspreads also need a size label. We can get linens on the floor for sale immediately if the size is already marked on them.



**Furniture**—Customers snap up furniture that looks unsoiled and is in good repair. Lamps in working order and decorative items that are unbroken and “look new” are favorites with customers.

**Children’s clothes, toys, books**—We’ve added a new section selling children’s items. This merchandise flies off the shelves when the items look fresh & clean, and the clothes are marked with a size.

**Specialty Items**—We are always grateful for antiques, originals, or high-value items. Our merchandisers can evaluate the best place to sell these, either in our store or online. Please call Michele Miner @ 270-6097 to let us know in advance about such donations.

Thank you to all our donors—we couldn’t do it without you. Working together, we can “tame that mountain” and make the Attic Thrift Store even better!



*A few of our many dedicated, hard-working Attic volunteers!*

## The YIPs are here!



We were pleased to welcome the 70 volunteers for this summer’s Youth Intern Program. From May 24 to July 30, these high school students are working with the dogs and cats ~ cleaning kennels, grooming, feeding, walking, socializing and giving the animals plenty of hugs and love.

A special congratulations to **Jeremy Bessett** (on right), a 2016 Sahuarita High School graduate, University of Arizona freshman, and one of our original YIP volunteers six years ago. On June 24, Jeremy was selected as the National 1<sup>st</sup> Place Winner of the 2016 HOSA competition for *Future Veterinary Professionals* and was honored at a ceremony in Nashville.

**WE ARE PROUD OF ALL OUR YIPs ~ THEY ARE SHAPING THE FUTURE OF ANIMAL RESCUE!**





## Photo Shop



There's a treasure hidden under here someplace.

Please be quiet... we're trying to nap.



Bubba's got wings!




It's tough work being a Mom.




*Last year, TALGV took in, fed and sheltered 411 cats and 572 dogs.*

# ***You can help***

*Please give generously for the animals.*








NON-PROFIT ORG  
U.S POSTAGE  
**PAID**  
TUCSON, AZ  
PERMIT NO. 541

## A Home For Every Pet

1600 W. Duval Mine Rd.  
Green Valley, AZ 85614



**Tipsy says:**  
A rose has thorns,  
a cat has claws;  
surely both are worth the risk.

**Paw Prints Editor - Mary Ziegelbauer**

**TALGV accepts  
DEBIT and CREDIT CARDS**



## The Animal League of Green Valley

### BOARD OF DIRECTORS

**President** - Jean Davis  
**Vice President** - Nancy Arnold  
**Secretary** - Linda Moser  
**Treasurer** - Geoff Knight  
**Members** - Kim Eisele, Kareen Kell, Georgia Puttock, Rose Welliver, Ann Wyland

### COORDINATORS

**Attic Thrift Store** - Nancy Arnold, Michele Miner, Marion Snellen, Jane Vasquez, Mary Jane Weedon

**Attic Pick Up & Delivery** - Chuck Zacher

**Canine Post Adoption Support** - Nan Lux, Pam Roederer

**Cat Biographies/Petfinder/Feline Post-Adoption Support** - Linda Moser

**Cat Care** - Mary Bashore, Carol Brickles, Sally Caroline, Kelly Evans, Patty Green, Kathie Kynion, Audrey McFadden, Mary Rabe, Norma Utne, Pam White, Ann Wyland, Pat Byers (Emeritus)

**Dog Biographies** - Jennifer Symons

**Dog Care** - Carol Clifford, Janell Duncan, Kim Eisele, Sandy Hanover, Betty Linck, Carmen Murphy, Vicki Turner,

Rose Welliver, Melody Winters

**Education** - Marty Fulton

**Estate Sales** - Bronda Smith

**Finance** - Geoff Knight

**Foster Cats** - Pam White

**Foster Dogs** - Kim Eisele

**Grants** - Pam Dunahay

**Information Technology** - Geoff Knight

**Intakes/Onsite Adoptions** - Jean Davis

**Maintenance** - Bob Gonzales

**Office** - Kareen Kell

**Offsite Cats and Dogs** - Georgia Puttock

**Onsite Veterinary Appts** - Tammy Patrick

**Outreach** - Nancy Arnold

**Pet Therapy Visits** - Marilyn Harris

**Photography/Web Assistant** - Georgia Puttock

**Publications/Facebook** - Trudy Shannon

**Purchasing** - Chet Davis

**Spay/Neuter In-House** - Kareen Kell

**Spay/Neuter Outreach** - Nancy Arnold

**Special Events** - Betty Melby

**Technology Infrastructure** - Tim Shannon

**Vehicle Donations** - Paul Brown

**Vehicle Maintenance** - Betty Linck

**Volunteer** - Kim Eisele

**Webmaster** - Barry Cogan

TALGV is a 501(c)(3)  
Not-for-Profit Organization



## KENNELS & ATTIC THRIFT STORE

**OPEN 7 DAYS A WEEK**

**10:00 am to 2:00 pm**

### LOCATION & MAILING ADDRESS

1600 W. Duval Mine Road  
Green Valley, AZ 85614

### TELEPHONE

Office & Kennels: (520) 625-3170  
Attic: (520) 625-2189

### WEBSITE

[www.talgv.org](http://www.talgv.org)

### FAX

(520) 625-4684

Find us on **facebook** [www.facebook.com/TALGV](http://www.facebook.com/TALGV)